

Quilters Cables

San Francisco Quilters Guild — April 2016

Website: www.sfquiltersguild.org Guild Contact: sfkg.info@gmail.com

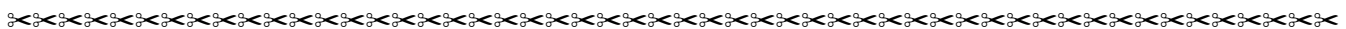
... Letter from Our President ...

I had trouble falling asleep last night so I listed all the things I needed to do today. Being a Gemini, I can usually handle two things at once . . . Handling an even number helps me stay balanced. My list included nine important things—each wanting the highest priority! Just as in making a quilt, I started to figure out what the next step is with each of these things and how can I do it best—or most efficiently (and even what was the scariest thing I needed to do). Indeed, I made great progress today. So regarding our guild, our focus is now on our Opportunity Quilt. The top is done (thank you Maren Larson) and we need the next person to step up to take over. The top needs to be quilted, tickets prepared, and the finished quilt taken to several venues to sell tickets. Fortunately several past opportunity-quilt chairpersons are still around to guide and support whomever volunteers for this role.

Organizational meetings and activities are underway for our Quilt Show next March. There are still several important positions that need ownership. There are perfect

matches with whatever your skills and abilities are. I know the wonderful sense of accomplishment and connectedness I feel when participating in activities like this—and you can, too (feel this good). I cherish my quilting friends and am continuing to get to know members of our guild. Recently, I've been thinking about my quilting history. In the beginning, it was squares and rectangles: the Log Cabin and Rail Fence blocks. Then I dared to sew on the bias with triangles . . . and even curves. What a daring adventure. Hand sewing has not been my favorite part of the process for a long time (I even had a friend who *wanted* to hand sew my bindings down!). Well, now I'm hand sewing the Dresden blades down and have joined the group making millefiore quilts! Each of us continues to grow and expand in our capabilities and desires. Our guild is the perfect place to try new things . . . whether it's a new quilt, quilting technique, or volunteer position. I invite you to add your talent to make our guild and all our activities even better than they've been so far.

Happy quilting, Jane Strem



... Lectures ...

April 19th: Carol Van Zandt.
“Design Evolution: From Drawing to Fabric”



From inspiration to drawings to rendering to finished design, Carol will offer a visual time-lapse look at her creative process. She'll show the building of a fabric collection and touch on the process of working with the fabric company to get the final designs printed. Naturally there'll be a show-and-tell of fabrics, projects, and quilts. Carol is also a modern improvisational quilter and she plans to share some thoughts on her creative journey and modern quilting.



May 17th: Laura Fraga.
“The Phenomenon of the Dear Jane Quilt”



Dear Jane is a quilt that Jane Stickle completed during the Civil War. It was discovered at the Bennington Museum by Brenda Papdakis and introduced to the world in 1996. As a Janiac (it rhymes with maniac, of course!) since 2000, Laura will explore why quilters are fascinated with this Civil War quilt. Who was Jane Stickle? And what are “Janiacs” around the world working on?



The Sewcial Scene

Sewcials are an important part of our guild. Here's where we learn new techniques, and relearn those old techniques, share our creativity with each other, and just have fun. A supply list will be provided when you sign up (full supply list at guild meeting or on website). In addition to the supply list for each Sewcial, please bring: extension cord, cutting board, rotary cutter, sewing machine, rulers, fabric, etc. Arrive about fifteen minutes before the start of the workshop (9:45 A.M.) to set up and get directions so that we can begin on time. Remember, there are no refunds for cancellations. For the comfort of all, please attend Sewcials "fragrance free." Bring your lunch or check out several places to eat within walking distance. Please pay fees when you sign up in advance for Sewcials. For more info contact Cathy Miranker Cathy@Miranker.com. All Sewcials are held at the San Francisco Police Academy unless noted.

Directions to the Police Academy: Most sewcials are held at the San Francisco Police Academy, 350 Amber Drive (at Duncan), near Diamond Heights Safeway. Take SF Muni bus #52; or drive your car, parking is free.


Lower Price for Sewcials! The cost of all Sewcial workshops has dropped to \$50 (\$65 for nonmembers). This price cut represents a yearlong experiment adopted by the guild's board of directors and is intended to encourage more sign-ups for Sewcials. Classes need a minimum of ten participants, and students must pay for the class when they sign up—no exceptions. You can read more about the new pricing policy on our website.

Upcoming Speakers and Sewcials: We have a terrific line-up of speakers and Sewcial instructors in 2016. Here's a handy chart that shows you the rest of this year's programs at a glance:

Month	2016 Speakers	2016 Sewcial Instructor & Class Title	date
April	Carol Van Zandt	Ursula Kern: <i>From Fabric Collage to Quilt</i>	04/23
May	Laura Fraga	Laura Fraga: <i>Techniques for Dear Jane</i>	05/21
June	Tish Chung	<i>Community Outreach Saturday Sewcial</i>	06/25
July	Freddy Moran	Freddy Moran: <i>Patchwork Collage</i>	07/23
August	Kevin Kosbab	Kevin Kosbab: <i>AlphaBlocks</i>	08/20
September	The Pixeladies	Thom Atkins: <i>Beading for Quilters</i>	09/24

Saturday April 23: From Fabric Collage to Quilt: Ursula Kern's Introduction to Modular Design

Starting with a collage of fabric scraps, students explore Ursula's modular-design technique for developing their idea,



expanding their color palette, and using grids to turn their models into sewn quilt blocks. Students begin by gluing fabric snippets from three color groups into 1–2 small collages. Next they extend their choice of colors and fabrics, creating what Ursula calls a "shopping list." Working with a see-through grid (squares, rectangles, etc.), students focus on one area and enlarge it to a sewable block size, adding fabrics from their shopping list. The block can then be sewn using string piecing, a traditional design, or improvisational piecing. Students leave the class with several test blocks, ideas for adding "spice colors," and steps to follow for finishing their quilt. **Note: This Sewcial is full.**

Saturday May 21: Laura Fraga's Techniques for Dear Jane

Laura shares her tested approaches for the techniques you'll need to start



your Dear Jane journey. These include the elements of hand appliqué, using freezer paper and spray starch, making sharp points, perfect circles, and bias stems.



March Board-Meeting Minutes

New Member Social May 15th

We discussed who gets preliminary (emailed) copies of the minutes and that this month, edits need to be back to Sheila by Sunday, 3/27. We discussed the by-laws in the roster that are not the most current version since we changed the membership categories last year. Parliamentarian Claudia is creating a Parliamentarian's binder and procedures going forward so our next roster will have the current by-laws.

Our New Member Social (orientation) will be Sunday May 15th. All board members and committee chairpeople are particularly encouraged to attend.

Barb Strick encouraged us all to copy her on all business and anything going into the newsletter so she can keep the website current.

We have a "group" FaceBook account which is available to guild members only to make postings. Gloria Miller set up the account and monitors it.

Janet Mednick is storing our postcards and supplies.

We decided to participate in the quilt show at the Healdsburg Senior Living Center Saturday, April 9th, coordinated by Janet Mednick and Jane Strem. We also decided not to participate this time in the summer KPFA Summer Arts Fair at Craneway Pavilion due to their requirement for volunteers.

April Board of Directors Meeting

The April board of directors meeting will be held on April 26th at 7 P.M. at the Ortega branch library, 3223 Ortega Street. All members are welcome and invited to join; committee chairs please submit email reports if not attending. Contact Janet Mednick if you have any questions at (415) 509-6027.

SAN FRANCISCO QUILTERS' GUILD

NEW MEMBER SOCIAL

Soup & Salad Lunch

May 15, 2016, 1-4 pm

Carlton Corners Scout House
299 Carlton Ave
San Bruno, CA 94066

Transportation from the Caltrans Station or San Bruno BART station is available. If you have NOT been to a new member social PLEASE COME.

We'll make name tags, get to know each other and trade quilting stories.

Contact:
Becky Simpson at beckysimpson@hotmail.com or 650 502 6591
Ask about carpooling from San Francisco.

Community Outreach

submitted by Adrienne Hickman

Many thanks to QuiltWorks! They were able to quilt two of our large quilt tops, which will be available at the April guild meeting for binding. It would be lovely to get them out to folks who can use them soon.



Mark your calendars: Outreach kit-making workshop will be at my house on Saturday, April 30th. We will be taking sign-ups for the workshop at the April guild meeting. Plan to bring your cutter, mat, ruler, and your enthusiasm! We will be compiling kits for four different crib/lap size quilts. Alex Byrne found the patterns and is helping plan the workshop. Beverages, snacks, and desserts will be provided. Come for the day—10 A.M. to 4 P.M.—or any part thereof. There are plenty of jobs to be done. The workshop will be at 665 Joost Avenue (between Genessee and Foerster one block north of Monterey Boulevard).

June 25th is the Outreach Saturday Sewcial at the Police Academy from 10 A.M. to 4 P.M. It's not too soon to put it on your calendar. We'll have a lovely lunch and lots of fun finishing donated quilt tops, sewing orphan blocks, binding quilts, and much more.

Dimensions for Quilts:
Premie quilts: 24" x 24" to 30" x 30"
Baby quilts: 36" x 36" to 36" x 45"
Twin-size quilts: 60" x 80"

The folks having trouble with my preemie kits will be happy to know that help is on the way. There were problems both with the instructions and with the amount of fabric included in the kits. It is clear that I needed help editing the patterns and Gail Angiulo has kindly offered to do it for me, so look for new accurate patterns soon!


March Outreach Statistics

Deliveries:

UCSF PICU:.....30 pillowcases
 CPMC.....19 preemie quilts
 Epiphany House6 toddler quilts + 1 twin quilt
 SF General Hosp.....9 baby quilts

Donations Received:

Pillowcases:.....10
 Quilts:.....5 lap quilts



Remembering Esther Henley

submitted by Jeanie Low, Historian

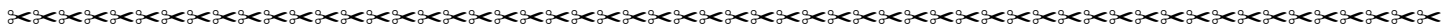
Esther L. Henley, longtime guild member, passed away February 19th. She was a retired dietitian who previously worked at the Stanford Hospital, San Francisco. She moved here from back East in 1943–44. Her Thursday sewing circle started in 1968 with five other women after working on a school fundraiser that included Darlene Hartman and Dorothy Scholten. Esther joined our guild shortly after it was formed in 1981 and volunteered at our quilt shows.



During our 2001 Prisms of Time quilt show, Esther kindly loaned her historic family quilt, “Star of Bethlehem,” as one of our special exhibits. “Star of Bethlehem” was made by her grandmother Emma Shafer during 1870–1880, and is on the cover of the book, *Ho for California: Pioneer Women and Their Quilts* by Jean Ray Laury and the California Heritage Quilt Project. The quilt’s story is on pages 71–74. In the interview about that quilt, Esther said “It is the only tangible from a grandmother I never knew. It is family . . . into the past and the future.”



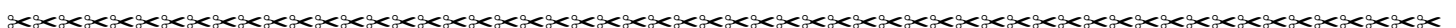
A few years ago, Esther moved to Delaware to live closer to her son. On a visit back to San Francisco in 2012, she re-discovered a stack of appliqué flower blocks made in Caroline Lieberman’s quilting class. Her sewing circle took the blocks and made them into a quilt. Diane Torres did the machine quilting. A second-place ribbon was awarded for it in our 2015 quilt show. The quilt was returned to Esther to enjoy.



Embroiderers’ Guild of America SF

submitted by Christine Anderson

May 9 7:30 P.M. Finishing Encouragement St. John’s UCC, 501 Laguna Honda Boulevard (at Woodside Avenue). Over the weekend a six-inch *Whitework Biscornu* was begun with eighty-year-old British Royal School of Needlework graduate, teacher Marion Scoular from Georgia. Whitework techniques depend upon textures achieved from stitch choices rather than color so come see results of the Rhodes stitch and Ringed Back stitches worked as elegant eight-sided pincushion as well as other Ph.D (projects half-done) being assembled. For April 1 through March 31, the 2017 EGA membership year, Christine Anderson handles \$68 annual dues for this SF chapter of the nonprofit, educational volunteer membership-based organization (9,000 members across the U.S. and parts of Canada). Tuesday, **May 17: Deck the Halls** 10 A.M. meeting hands-on activity in Cayuga Avenue (Outer Mission) stitching studio of SF-chapter librarian Irene Thomas, who is creating fiber covered 3/8" wood beads. Is it the 18th-century Welsh carol that prompts us to create these early to form holly berries? In October they would be orange: it takes a few weeks more to become the fully red color. Join us. *R.s.v.p.* [\(415\) 931-9018](tel:4159319018) or [sf.ega13@gmail](mailto:sf.ega13@gmail.com) for specific address and other info.



San Francisco Quilters Guild Meeting Information

☞ Meetings are held the 3rd Tuesday of each month (except the December meeting is on the 2nd Tuesday) at 7:15 P.M. at the Chinese Seventh Day Adventist Church, 7777 Geary Blvd. Doors open @ 6:30 P.M.
☞ Guests pay \$5 admission, and all are welcome.

☞ Please bring: library books; name tag; sew and tell; secret-pal gift; friendship blocks.
☞ Board meetings are usually held the fourth Tuesday of each month at 7 P.M.
☞ Sewcials are generally held the Saturday following the guild meeting, 10 A.M. to 4 P.M. at Police Academy.

Newsletter Submissions

The San Francisco Quilters Guild publishes a monthly newsletter. Current members receive newsletters electronically by email, by picking them up at the guild meetings, or by mail. The deadline for newsletter submissions is the first Tuesday of the month of publication (except December: there is no newsletter in December). All submissions must be pre-edited. Please email news, articles, event notices to Ginger Ashworth at sfqc.editor.gingerashworth@gmail.com.

For advertising: We require prepayment to run ads, so make checks payable to San Francisco Quilters Guild, and send payment (check) to either SFQG, P.O. Box 27002, San Francisco 94127; or else c/o Ginger Ashworth, 875 42nd Avenue, San Francisco 94121, at the same time you email text and <jpg> files. For members, the eighth-page rate is \$20/month, the quarter-page rate is \$40. For nonmembers, \$25 and \$45 respectively. A three-month run is encouraged. We accept advertising relevant to our membership.

Gratitude Expressed by a Valley Fire Victims Quilt Recipient

submitted by Julie Scribner

Here is a thank-you card from one of the Valley Fire victims who received a quilt donated by our guild:

Dear Quilters:

Thank you so much! One of the lessons of the Valley Fire for me is the importance of community and I've learned just how big that can be! I will treasure my new quilt just as I treasured the quilts from my grandmothers that were lost. Love, Craig W.



2016 Events Calendar

submitted by Martha Schwarz

April 8th–May 8th..... **Stitch Modern 2016**

Piedmont Center for the Arts. 801 Magnolia Avenue, Piedmont. East Bay Modern Quilters 5th annual exciting quilt exhibit! This guild's focus is on modern design and personal expression through quilting. www.eastbaymodernquilters.com

April 28th–30th **Quilt, Craft & Sewing Festival**
1121 S. Chance Avenue, Industry Commerce Building, Fresno. www.quiltcraftsew.com

April 30th–May 1st **Spring Time in the Pines**
Pine Tree Quilt Guild of Nevada county at Nevada County Fairgrounds, Grass Valley. Info: www.pinetreequiltguild.com

April 30th–May 1st **Sew Amazing "Sail Aweigh"**
Solano County Fairgrounds, McCormack Hall. 900 Fairgrounds Drive, Vallejo. www.VallejoPiecemakers.org

May 4th–29th **Reflect on the Past, Stitch to the Future**
Gualala Arts Center, 46501 Old State Highway, Gualala. Pacific Piecemakers Quilt Guild's annual quilt challenge. Opening reception Wednesday May 4th from 5–7 P.M. Exhibit remains through May 29th. Free. www.gualalaarts.org

May 19th **Bojagi–Korean Textile Wrapping Cloths Workshop**
Gualala Arts Center, 46501 Old State Highway, Gualala. [\(707\) 884-1138](tel:7078841138) with instructor Youngmin Lee



May 21st **Glorious Color**
San Jose Museum of Quilts and Textiles. 520 S. First Street. San Jose. Kaffe Fassett's lecture titled "Glorious Color," and
booksigning 10 A.M. -12:30 P.M. Fee: \$75. www.sjqmusem.org

June 18th-19th **KPFA Summer Arts Fair presents "Quilts & Quilters"**
Craneway Pavilion, 1414 Harbor Way South, Richmond. www.kpfa.org

Planning the 2017 Quilt Show

Please put your thinking caps on and come up with more bright ideas for our 2017 Quilt Show! Feel free to contact Lee Schulstad, 2017 Quilt Show Chair ([206 226-3960](tel:2062263960); LRS303@gmail.com)

ThriftStitch & QuiltWorks

April Sale

30% sale off everything

2189 Bayshore Boulevard • San Francisco

Open 10 A.M.- 6 P.M. Thursday-Saturday



QuiltWorks
a full-service sewing and quilting studio

ThriftStitch
a one-of-a-kind discount fabric thrift store

FIBSF
FIBER ARTS BOUTIQUE
A virtual boutique offering over 100 quilts for sale, supporting QuiltWorks Closet.

EASTER SALE ALL MONTH!

For SF Quilter's Guild Members ONLY:

Take \$50-\$100 off sale price

Husqvarna Viking- Epic, Sapphire,
and Opal lines!



609 Clement Street
San Francisco, CA 94118

Board Members

<u>President:</u> Jane Strem (415) 847-7080 jlstrem@gmail.com	<u>Vice President:</u> Janet Mednick (415) 509-6027 janetrmednick@gmail.com	<u>Treasurer:</u> Gloria Miller (415) 387-6508 gloriamillersf@gmail.com	<u>Secretary:</u> Sheila Solomon (415) 566-8326 sheilasalomon@comcast.net	<u>Parliamentarian:</u> Claudia Shearer (415) 759-1552 csjshearer@gmail.com
---------------------------------------------------------------------------------------------------------------	-----------------------------------------------------------------------------------------------------------------------------------	--------------------------------------------------------------------------------------------------------------------------------	-----------------------------------------------------------------------------------------------------------------------------------	--------------------------------------------------------------------------------------------------------------------------------

Committee Members

California Heritage Quilt Project Rep. Caroline Lieberman
Communications Chair Ginger Ashworth, Barbara Strick
Community Outreach Adrienne Hickman, Louise Jackson, Alex Byrne
Email Monitor Barbara Strick
Friendship Blocks Pat Knapp
Historian Jeanie Low
Hospitality **open**
Librarian Cher delaMere
Library Special Projects Dani Lawler
Mailbox Martha Schwarz
Membership Martha Schwarz, Julie Duerksen
Membership Database Dani Lawler

NCQC Representatives Laraine Salmon
Newsletter Calendar Martha Schwarz
Newsletter Editor Ginger Ashworth
Newsletter Mailing Jane Yamada
Opportunity Quilt 2016–2017 **open**
Photographer Nancy Clock
Programs Cathy Miranker, Carol Cislowski
QUILT Show 2017 Lee Schulstad
Quiltaway 2016 Cathy Miranker, Barbara Strick
Saturday Sewcials Cathy Miranker
Secret Pals Dottie McHugh, Joan House
Website Manager Barbara Strick

please patronize our Affiliates

Dorcas Hand Quilters

St. John's Presbyterian Church
25 Lake Street; SF 94118
(415) 826-0870;
aldwj@sbcglobal.net

Neal's Yard Remedies Organic

Caroline Cory
(415) 531-4832
CarolineCory@gmail.com
[//us.nyorganic.com/shop/CarolineTC](http://us.nyorganic.com/shop/CarolineTC)

QuiltWorks & ThriftStitch

Linda Hannawalt
2189 Bayshore Blvd., #101; SF 94134
(415) 656-1607; www.QuiltWorks.org

Rockingstitch Productions

Joe Cunninghamman
1415-D Compton Road, SF 94129
(415) 379-9387
www.JoeTheQuilter.com

Sips n Sews

Maggie Ryan
1144 Sutter St.
SF 94109
(415) 814-2036
info@SipsnSews.com

Stone Mountain & Daughter

2518 Shattuck Ave; Berkeley 94704
(510) 845-6106
www.StoneMountainFabric.com

Textile Dream Studio

Sue Fox
2525 8th Street, Studio 13C
Berkeley 94701
(510) 849-0908
www.TextiledreamStudio.com

The Treasured Thread

Diane Bare, Custom Quilting
2850 Rollo Rd., Santa Rosa 95404
(707) 571-2078
www.TheTreasuredThread.com

Visual Cue Quilting

Cindy Church
(408) 348-3500
www.VisualCueQuilting.com

Wee Scotty

Lynne Gallagher
609 Clement St.
SF 94118
(415) 221-9200
www.weescotty.com



San Francisco Quilters Guild
P.O. Box 27002
San Francisco, CA 94127