

Quilters Cables

San Francisco Quilters Guild — January 2018

Website: www.sfquiltersguild.org Guild Contact: sfqg.info@gmail.com

President's Message

Yesterday (I write this on New Year's eve) I inadvertently stabbed myself in the thigh with a seam ripper. This was no glancing blow—it happened while I was using all my physical strength to try to separate a denim belt loop from a pair of jeans. They had been sewn extremely firmly together at some point in the last millennium and time had done nothing to loosen those stitches. The join finally gave and it was with much surprise I found myself having to use further effort to remove the seam ripper from my leg. I realise the little plastic bubble on the end of the shorter prong wasn't originally intended to prevent harm to oneself but as it seemed to be the only thing that had prevented it going in up to the handle, I was thankful for the forethought shown by the designer. I have often been fascinated by the statistics you see sometimes about how people have accidentally managed to shorten their lives. Combine that with the knowledge that an artery runs down your thigh in the vicinity of my incident and as the blood started to appear I had a sudden thought that if I was going to go unintentionally, this is how I wanted it to happen. Fortunately, I seem to have missed the artery and the leg is still there, if somewhat sore, but it is another reminder not to take life too lightly and to appreciate everything and everyone we have around us. 2017 was a year that saw many of us say goodbye to loved ones. My own wonderful mother-in-law, who I wrote about in my August message, did not make it through that illness and her absence has been much felt during this holiday. At the same time

many of us have welcomed new family members and friends into our lives with at least one member welcoming a great-grandchild! And even more of us will have been busy during the last few months making holiday gifts for those close to our hearts or those unknown to us who have simply been in our thoughts—as we saw with the Outreach Quilts for the victims of the fires.

2018 will be underway by the time you read this but on New Year's eve I feel like it sits in front of me like the smooth, clean, first page of a new notebook. What will it hold? Will I finally finish this Liberty quilt? What about that quilt I started as a housewarming present for a friend who, after five years, has just moved again? How about that idea I had for the modern log cabin which I bought the fabric for at PIQF? Then there is QuiltAway to look forward to! And the planning for the 2019 Quilt Show which Linda and Jane have already begun. Plus, let's not forget the President's Challenge (*see page 4*) happening in April! And all this is without even mentioning the amazing program of monthly speakers we have ahead of us! So much to look forward to!

Whether you were celebrating Hanukkah, Christmas, Kwanzaa, something else or nothing at all, I hope you all had a wonderful holiday season and a wonderful new year, and that your 2018 be full to the brim with quilty goodness! And it goes without saying—may your thighs always be free of seam rippers . . .

~Sincerely yours, Alex

Don't forget to wear your nametag to meetings!

Speakers

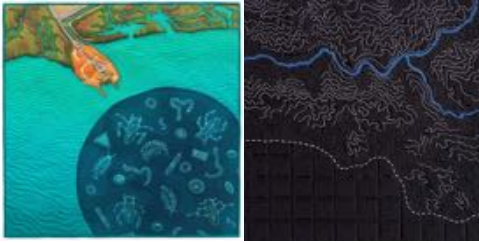
January 16th: *Art Quilts and the Art of Mapping, with Linda Gass*

Linda uses historical and modern-day maps to research how changes in the landscape affect water resources in the American West and makes map-based art in a variety of materials and settings in response to her research. Linda's presentation will take you on a photographic journey to the places that inspire her work—and into her studio showing her artistic process and resulting artwork. Now based in Los Altos, Linda creates art about land use and water issues in California and the American West. She graduated from Stanford University with a B.S. in



Mathematics and an M.S. in Computer Science, and has been creating art for more than nineteen years after a decade-long career in software. Her work has been exhibited nationally and internationally, and has been published in books and magazines, including *500 Art Quilts*; *The Map As Art: Contemporary Artists Explore Cartography*; and *American Craft*.

Linda’s awards include the prestigious Fleishhacker Foundation Eureka Fellowship and the Arts Council Silicon Valley Artist Fellowship. She recently completed a Creative Ecology Art and Science Residency through the Palo Alto Art Center and Junior Museum and Zoo. Linda is a native Californian and when she’s not making art or championing environmental causes, you can find her backpacking, camping, and hiking in the wilderness areas of the West where she finds much of the inspiration for her work. You can see more of Linda’s work at <https://www.lindagass.com/>.




Cooley Landino: Life in Water Severely Burned (Detail)
18" x 18" h 8" w x 8" h
Copyright ©2015 Linda Gass Copyright ©2014 Linda Gass
Photographer Credit: Don Tuttle

February 20th: Meaning, Metaphor, and Humor in Quilt-Making with Mac McNamara

A love of puzzles, ties to community, and a sense of humor shine through the many quilts—some past, some



present—in this trunk show by longtime San Francisco quilter Mac McNamara. Quilt-making gives Mac an outlet to make poetic statements. Sometimes it’s simply a way to provoke a question, such as: “Why is that pig in that quilt?” and deliver this response: “I date my quilts by the year of the Asian animal—made in the Year of the Pig.” He is also fond of making literary allusions with visual puns, metaphors, riddles, personal history, rebuses, and plain old jokes. You can find out more about Mac at www.macquilts.com/.



Speakers & Sewcials



Month	Presenter	Event	Date
January	Linda Gass	Art Quilts and the Art of Mapping	01/16
February	Mike “Mac” McNamara	Meaning, Metaphor and Humor in Quilt-making	02/20
March	Geri Patterson-Kutras	The Artist Within	03/20
April	Judy Coates Perez	Inspiration: Where Does It Come From?	04/17
May	Pam Rocco	Quilting By the Seat of My Pants	05/15
May 17-20	guild members	QuiltAway retreat	05/17
June	Teresa Duryea Wong	Quilts, Cotton, and Indigo from Japan	06/19
July	Kathy Doughty	The Accidental Designer	07/17
August	Alice Beasley	The Art of Illusion	08/21
September	NorCal SAQA	Up Close & Personal: Selecting Quilts for Exhibition	09/18
October	Stacey Sharman	Modern Improvisation, Traditional Inspiration	10/16
November	guild members	Annual Auction	11/13
December	guild members	Party & Make-and-Take Projects	12/11

SATURDAY SEWCIALS (WORKSHOPS):			
February	guild members	Community Outreach	02/24
March	guild members	Community Outreach	03/24

Saturday Sewcials

Sewcials are an important part of our guild. Here’s where we learn new techniques, and relearn those old techniques, share our creativity with each other, and just have fun. Classes vary in price, based on the instructor’s fee, and are posted on our website. Minimum enrollment is usually ten people, but may be higher in order to meet the instructor’s fee. Sign-ups for Sewcials take place at monthly guild meetings, or by completing our new online registration form: click <https://form.jotform.com/70157389787170>. Student must pay tuition fees upon registration (no refunds for cancellations), and will receive a supply list and detailed instructions via email, well in advance of class. In addition, please bring the basics: extension cord, cutting mat or board, rotary cutter, sewing machine, rulers, fabric, safety pins, etc. Sewcials run from 10 A.M. to 4 P.M.—but please arrive fifteen minutes early (9:45 A.M.) to set up, and please plan to help with clean-up. Students may bring a bag lunch or get a meal nearby. For everyone’s comfort, sewcials are fragrance free. These meet-ups will take place at the San Francisco Police Academy, 350 Amber Drive, San Francisco.

Wear a Nametag . . . and, Win a Prize!!

There will be a nametag drawing at the January guild meeting! Wearing nametags helps us become better acquainted with the familiar and new faces during our busy meetings. Wear your nametag (handmade or machine quilted) and be eligible to win a prize in a special January drawing. (Sorry, paper nametags are not eligible for the drawing).

Known in Good Company

submitted by Christine Anderson

Through the years, whether meeting a quilter seen only once a month or at alternate-year QuiltAways, I relish the accommodation of seeing names worn. Sure, it can be imprinted badges, but there's more character and talent to be displayed in hand-crafted nametags.



Feature your totem animal (or just an eye), a theme to be associated with you, or experiment with a technique.

Here are some examples. The first photo shows a few nametags. Metal pin backs are optional, even a few stitches could secure a safety pin (first patented April 10, 1849) to felt or fabric backing of your nametag. Print out your name from computer onto fabric ironed onto freezer paper to load into home printer. Or take a paper printout or traced lettering from any source of your name, greatly enlarged (please) to a sunny window, tape fabric over it to trace with permanent ink pen (my favorite is Pigma® Micron®, though [from Flax art supplies] pigment-based white Uni-ball® Signo made by Mitsubishi yields best opaque on dark fabrics shown in photo 2). I've never washed a nametag, instead just stitched a new one, but as an insert between

decorative front and backing one can use template plastic, or a washed bacon liner or yogurt lid cut to shape desired. You've bound quilts so can miniaturize for this or simply do the pillowcase inversion to assemble your nametag. Piping, braid, cording, and baby rickrack as pretend prairie points for your nametag perimeter? Stacked bead edging follows my California Poppy shape. Experiment with origami folding to determine where your name can fit, unfold and make a duplicate in starched fabric (photo #2) which could be seasonal as this gifted nametag for a fellow Fiji Peace Corps volunteer. Add reflective shisha mirrors, sequins, or utilize wearable technology for LED battery-operated name in lights!



New Member Social

submitted by Becky Simpson and Anna Chan

We have 79 new members who have joined in the last two years. We would love to see *all* of you at the New Member Social February 4th at Carlton Corners Scout House at 299 Carlton Avenue in San Bruno—the invitation is open for *everyone* to join us. Enjoy a light meal of soup, salads, and desserts along with some hands-on fun for a wonderful afternoon. Come meet other members of the guild, and welcome those who are new.

Questions and *r.s.v.p.*: contact Becky Simpson at beckysimpson@hotmail.com.

Let Becky know if you need a ride and we will see if that can be arranged with those who are participating.





QuiltAway 2018—Back to Nature

May 17–20
Walker Creek Ranch and Conference Center
Petaluma

IT'S NOT TOO LATE to sign up for QuiltAway 2018. Over fifty people have signed up for what will be a lovely weekend at Walker Ranch near Petaluma and there is room for more. We have scholarship funds available, you can request financial aid on the registration form—no questions asked. Registration forms and payment are due January 16th. For late registration and class availability please contact Jeanne Matysiak at Matysiak@earthlink.net. The registration information and signup form is on the website: www.sfquiltersguild.org/userfiles/file/Quiltaway%202016/QUILTAWAY%20%202018%20info%20packet-application.pdf



President's Challenge 2018



We've all heard of the “selfie”, but what about a “sewfie”? Inspired by the creations from past speakers such as Luke Haynes and The Pixeladies, or by other quilters like Melissa Averinos and many others, you are challenged to make your own Sewfie!

(From L to R: Melissa Averinos, Luke Haynes, Pixeladies)

For those of us not used to creating pictorial quilts remember that we have three relevant artists speaking at the January, February, and March meetings—Linda Gass, Mac McNamara, and Geri Patterson-Kutras

respectively. These are bound to provide inspiration! Plus it does not have to be pictorial—go abstract, don't do your face, make it something that represents you, dream outside the box! You can use any technique and any type of fabric as long as you adhere to the guidelines below.

Guidelines:

This challenge is open to any member of the SFQG who will be present at our April meeting. Items should be between 24" x 24" and 30" x 30", quilted and bound. The final deadline will be our meeting on April 17th. For those of you who sew right up to the last minute I'll be more specific and say 7 P.M. that day!

Quilts will be “exhibited” by being laid flat on tables around the room at the meeting. The “Best in Show” plus a 2nd and 3rd place winner will be chosen using the sticker-dot voting system we use at our shows. Every member will have three stickers to vote with and the winner will be announced after the Speaker. The winners will receive a \$50, \$30, and \$20 gift certificate (for best in show, 2nd and 3rd respectively) for the guild affiliate of their choice. Unless you have another use for it, quilts can afterwards be donated to Outreach as preemie quilts (hence the 24–30" size requirement!). If you have any questions contact Alex Byrne at president@sfquiltersguild.org.



Sharing Our Quilmakers' Stories

Every quilter has a story to tell about the quilts they make. Quilts are made to celebrate, remember, for healing or therapy, as art or simply for pleasure. Jeanie Low, guild historian, has been collecting, transcribing, and saving our guild members' narratives, which are available in their entirety on our website. This month, Edwina Ow is our featured member quiltermaker.



Edwina Ow—Quiltermaker

Edwina is a native San Franciscan and a third-generation Chinese American. Both her father and grandfather were born in Courtland, California. In 2005, she retired after working 37 years with the City and County of San Francisco.

In middle school, she took a sewing class as an elective. When her aunt bought a new sewing machine, Edwina took the lessons and continued her sewing skills. She sewed for her sons, made gifts for relatives, and clothing for herself.

Edwina has been making quilts since 2005 and then joined our guild in 2006. She has learned different quilt techniques in Caroline Lieberman's CCSF Community College Quilt Class located at the Lincoln Park Church. Their class also makes donation quilts and other special projects.

She has since made countless quilts with mostly Asian fabrics. Edwina enjoys buying fabric in quilt shops, at shows, and online. She enjoys making dimensional quilts and has created her "signature" of embellishing them with beads, crystals, origami kimonos, and metallic machine quilting.

She creates quilts for friends and her grandchildren and quilts decorate her walls at home. She has received several ribbons and has exhibited her quilts at PIQF, San Mateo County Fair, and with our guild.

Her advice for future quiltmakers is to "make your quilt the way you want and not what you think is expected. Have fun."

Recently Edwina had two entries in the 2017 PIQF: Believe, and Butterfly Sanctuary. Both were quilted by her. "Butterfly Sanctuary was created because of my love for them. I decided to include some of my collection of butterfly pins onto the quilt. {The second quilt is} Nobuko, representing Believe. This became a birthday gift for my best friend's 70th birthday. Two years late but in time for the birth of her granddaughter."

Edwina Ow's 2017 PIQF entries



Other Guild History News

submitted by Jeanie Low

If you haven't submitted your quiltmaker story (QMS) yet, it's a great way for others to know what inspires you. Send me your QMS via email or type it out. As a thank you from our guild, receive ten Wonder Clips for your binding and clamping pleasure. I have found that these clips are great and I'm not pricking my fingers. I've used these clips to clamp fabric pieces together while machine piecing, binding, and for other uses. The clip base is flat and calibrated for 1/2" to 1/4" seam allowances. They come in a variety of transparent colors (limited supply).

Block-of-the-Month: A Little Shuffling

submitted by Tish Chung

Since I was away during the October 2017 guild meeting, blocks ("Four Squares") that were introduced in the September newsletter were turned in but the winner was not drawn. This will be done at the January meeting. If you have already made one and have it at home, please remember to bring it in. Also, it's not too late to make one if you haven't already done so!

The Block-of-the-Month that was featured in the October 2017 newsletter is being re-introduced this month. This block is called "Coloring Boxes" and the winner will be drawn at the February guild meeting. Now that the holiday festivities are over, I hope you'll all feel like doing a little bit of quick sewing and participate in this BoM. Happy sewing!

If there is any member who'd be interested in taking over the Block-of-the-Month venture, please let us know. You may contact me or any board member. Thanks for stepping up!

Block of the Month: "Colouring Boxes"

Fabrics:

From a variety of color solids or near-solids (batiks, tone-on-tone): cut nine 2" squares.

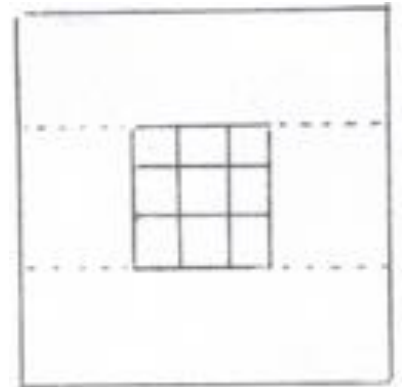
White: cut two 2 3/4" x 5"
cut two 2 3/4" x 9 1/2"

Sew the 2" squares into a nine-patch block. Press.

Sew a short white rectangle to each side of the above block.

Sew a long white rectangle piece to the top and bottom of the block.

Press. Makes a 9 1/2" unfinished block.



The Embroiderers' Guild of America SF

submitted by Christine Tanabe

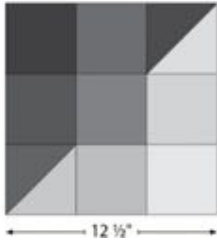
The San Francisco Chapter of the Embroiderers' Guild of America is pleased to announce collaboration with the San Francisco School of Needlework and Design! Beginning in January 2018, on the third Wednesday each month, EGA-SF and SNaD will take turns

presenting a “Lunch and Learn” series of needlework topics, beginning at 12 noon, for 45 minutes, followed by 15 minutes of questions and answers. A \$10 donation is suggested, limited to the first 24 respondents. Topics will include Cross Stitch, Kinetic Embroidery, Tessellations, and Crazy Quilting. January’s topic is “Kitsch and Contemporary Art,” by Annalee Levin, and February’s topic is “Ecclesiastical Embroidery” by Anne Holly. Christine Tanabe and several other EGA members will present “Cross Stitch, Stamped and Counted,” in March. San Francisco School of Needlework and Design, 360 Post Street, 6th Floor, San Francisco 94108. For more information, call SF-SNaD, +1 (415) 604-1104; or Chris Tanabe, EGA-SF chapter president, (415) 215-9234.



Making Comfort for Fire Victims

The Ventura Modern Quilt Guild has launched an effort in support of the Thomas Fire victims. Scott Griffin, vice president of Ventura Modern Quilt Guild, has designed a beautiful [Perkiomen Valley Block](#) to make as relief for Thomas Fires victims. Click on the block name to view the size and fabric suggestions. Choose any solids or prints you wish to use, lights and darks as indicated. All blocks go to [superbuzzy](#) (address is included on the block-information file). There is no deadline on block submission, but we would like to get quilts assembled out to the needy folks in January and February as they begin to rebuild. The guild will assemble them into quilts for those in need after this devastating fire. VMQG will be arranging sewing and quilt finishing soon. If your guild is interested in participating in this project, please contact them at communications@venturamodernquiltguild.com.




Opportunity Quilt Update: A Wonderful Team Effort

Big cheers to my fabulous team who, in record time, put up together “Shining through The Fog”, our 2019 opportunity quilt as it will actually be displayed and raffled at our next guild quilt show in March 2019. We are sincerely grateful to Sue Fox who brought some state-of-the-art finishing touches as well as a quilting pattern perfectly complementing the quilt, and Carolyn Bower who worked impeccably and tirelessly on the binding and the sleeve right before the December meeting. Our upmost congratulations to both of them. The quilt made its first appearance at our Christmas party on December 12. Nevertheless, we would like to take a group photo around the quilt at our meeting on January 16. Be prepared to smile!



That being said, even though I was able to extend my stay in San Francisco for a few more months, our guild is still in need of a co-chair for the opportunity quilt. Cher de la Mere has expressed an interest in helping, but will need another person to help with distribution of raffle tickets, receipt of money from sales, and arrangements to take the quilt to various venues—so—please come on board the team to promote our opportunity quilt for the next year and contact Sylvie Marquet at the next meeting or by email at sm06130@gmail.com. The whole process has been a lot of work, but the end result is really rewarding.



Events Calendar 2018

submitted by Martha Schwarz

2018	2018
January 15–21	Road to California
Ontario Convention Center, 2000 “E” Convention Center Way, Ontario, 91764. www.road2ca.com	
January 19–March 3	By Hand—International Fine Craft Competition Exhibition 2018
Blue Line Arts, 405 Vernon Street, Roseville. This outstanding exhibition features the work of artists from fifteen states and even as far as Seoul, Korea. The selected pieces exhibit the highest standards of workmanship, use of materials and creative vision in various media. www.creativeartsleague.com	
February 4, 1–4 P.M.	SFQG New Member Social
San Bruno House, 299 Carlton Avenue, San Bruno. Come one, come all!	
February 9–11	Fusion
Folsom Quilt & Fiber Guild annual quilt show. Folsom Community Center, 52 Naomi Street, Folsom. www.folsomquilt.org	
through February 22	Chinese in the Sunset
San Francisco Public Main Library, 100 Larkin Street, third floor. An exhibit by the Chinese Historical Society of America, including two quilts by Jeanie Low: <i>Wishing You an Abundance in Life</i> , and <i>A Salute to the Richmond Shipyard Worker</i> .	
February 22–25	QuiltCon West 2018
Pasadena Convention Center, 300 E. Green Street, Pasadena, 91101. Presented by the Modern Quilt Guild. www.quiltcon.com	

February 24–25..... 40th Anniversary Quilt Show
 Pajaro Valley Quilt Show, Santa Cruz County Fairground. Featured speaker is Alice Beasley. www.pvqa.org

March 10–11..... Rhapsody in Red: 35th annual quilt show
 Valley Quilt Guild, Yuba Sutter Fairgrounds, 442 Franklin Avenue, Yuba City. www.valleyquiltguild.com

March 15–17..... Quilt, Craft, & Sewing Festival
 CalExpo state fairgrounds, 1600 Exposition Blvd, Sacramento. www.quiltcraftsew.com

March 17–18 Voices in Cloth 2018
 Craneway Pavilion, 1414 Harbour Way South, Richmond. Presented by East Bay Heritage Quilters. www.ebhg.org

through March 31..... an exhibition of Gees Bend quilts
 Revelations exhibit at deYoung museum, SF.

April 4–8 Craftcation 2018
 Ventura Beach Marriott, Ventura. An annual four-day business + makers conference featuring industry professionals leading attendees in hands-on craft workshops and lectures and panels on creative business. www.dearhandmadelife.com

through May 4..... Piña: The Philippine Cloth of Pride, Endurance, & Passion
 Born of the pineapple plant, this “fabric of dreams” would become one of the finest treasures of the Philippines, garnering the attention of the highest levels of society and the world of couture. LacisMuseum.org Open Mon–Wed–Fri–Sat 12–6 P.M., 50¢ admission fee.

October 11–14..... Pacific International Quilt Festival
 Santa Clara Convention Center, Santa Clara. www.quiltfest.com



Creating a New Old San Francisco

Creating a New Old San Francisco invites you to the Contemporary Jewish Museum for a one-day deep dive into contemporary aging on Friday February 9, from 9 A.M.–5 P.M. This will be an inspiring celebration of the potential of us, the aging population. What is unique about aging today? Who are the innovators creating tomorrow’s solutions? Living longer is changing the way we live, where we live, and how we care for our aging selves and our beloveds. Older populations include the wealthiest and most fragile in society. Change is crossing sectors . . . Creative approaches are rewriting the traditions of ageing, providing vision, connecting institutions and communities, nurturing well-being. Come and see where might we all be going on this one great big adventure? Free registration at www.eventbrite.com/e/creating-a-new-old-san-francisco-tickets-39836189114

Contemporary Jewish Museum • 736 Mission Street • San Francisco 94103



Hold these Dates!

QUILT San Francisco 2019: March 23–24, 2019



January Board-of-Directors Meeting

This month’s board meeting will take place on January 23rd, 6:30 P.M. ✂ at the Ortega branch library ✂ 3223 Ortega; San Francisco. ✂ All members are welcome; committee chairs, if not attending please submit email reports. Contact Cathey Kennedy (518) 281-0053 or call me@catheykennedy.com if you have any questions.



San Francisco Quilters Guild Meeting Information

- ✂ General meetings are on third Tuesday of most months (except for Nov and Dec meetings that take place on *second* Tuesdays due to holidays) at the San Francisco Chinese Seventh-Day Adventist Church, 7777 Geary Boulevard. Doors open @ 6:15 P.M., meetings begin at 7 P.M.
- ✂ Guests pay \$5 admission; all are welcome.
- ✂ Please bring: library books; name tag; Show & Tell items; friendship blocks.
- ✂ Board meeting this month on the *fourth* Tuesday, 01/23, at 6:30 P.M., at Ortega branch library, 3223 Ortega, SF.

Help Keep the Website Current!

Our website www.sfquiltersguild.org is the easiest and fastest



way to get current information about guild events and related activities. All data for the website can be sent directly to website administrator, Barbara Strick. There is no deadline. New info, updates, and changes are made on an ongoing basis. Thanks for your help! barbstrick@gmail.com.

Newsletter Information

Our monthly newsletter, *Quilters Cables*, is received by mail or email, or picked up at the guild meetings. The deadline for newsletter submissions is the first Tuesday of the month of publication (except for November and December). All submissions *must* be pre-edited—editor reserves the right to edit for clarity and brevity. Please email news, articles, and event notices to sfqc.editor.gingerashworth@gmail.com. Advertising fees for one month: For members: one-eighth page ~\$20; one-quarter page ~\$40. For nonmembers: one-eighth page ~\$25; one-quarter page ~\$45. We require prepayment to run ads. Mail checks payable to SFQGC c/o Ginger Ashworth, 875 42nd Avenue, SF 94121; at the same time *email* text and jpg files to sfqc.editor.gingerashworth@gmail.com. We accept articles and advertising relevant to our membership.

Calendar for Newsletter Articles

Month of publication	article deadline	guild meeting
January	01/02	01/16
February	02/06	02/20
March	03/06	03/20
April	04/03	04/17
May	05/01	05/15

Announcements and Notices at Guild Meetings

A quick reminder to all guild members that announcements and notices at the start of our meetings should relate to guild activities only. Adverts in this newsletter can also be purchased for a very reasonable rate by contacting the editor.





SERGE • A • LOT

1949 Ocean Ave. San Francisco, CA 94127
415-715-8405 • Sergealot@gmail.com







Sewing Machine and Vacuum

Sales

Great Selection Available!

Repairs

On All Makes and Models

Training

For ANY Sewing Machine

ALL Husqvarna Viking Accessories up to 70% off!



Walking Foot



Binding Foot

Expand the use of your machine with specialty feet!

Software, & quilting templates for all brands 70% off!

Discounts apply to in stock only

Come in today for great deals on machines and accessories!

WEE SCOTTY

WEESCOTTY.COM / 609 CLEMENT ST. SAN FRANCISCO / 415.221.9200

Do You Have a Crazy Quilt?

I am giving a presentation on Crazy Quilts in Lakeport on February 10 and 11 and would like to show some examples of crazy quilts through the ages. If you have any antique or modern crazy quilts I could borrow (finished or just the top), please contact me. I can pick them up and deliver them back to you and will take good care of them. Contact Pattie Klimek, (415) 681-9473, email: patty9308@att.net.



Community Outreach

submitted by Adrienne Hickman

Firestorm Project: Quilts. You accepted the challenge! At least five “Scrappyty-dodah” bed quilts were made and delivered to firestorm victims. In total we delivered twenty bed-size quilts on December 30th and eight children’s quilts in November. “Happiness Is a Warm Quilt” organized the distribution events and plans more in the future. Check out their Facebook page! They want bed-size quilts for adults and pillowcases for children. Laura Lee Fritz generously quilted them for only \$25 per quilt. She used donated batting and some donated back fabric. Everything else came from guild members or guild supplies. Laura Lee has been working furiously on the “Happiness Is a Warm Quilt” project.



Where do we go from here?

Time and money are always limiting factors. The guild needs to decide how much more we want to spend on this project. To date we have spent \$435 for quilting at \$25 plus tax per quilt. The Outreach budget (\$415) pays for batting, Sewcial lunches, and incidentals. The board has authorized my request for an additional \$300 to cover the Firestorm Project. The membership will be asked to approve this expenditure at the January meeting. Any additional funds are subject to board and membership approval. Shall we spend additional funds on longarm quilting? Are there longarmers out there who are willing to quilt a few Firestorm quilts for free?

I will continue to co-ordinate delivering guild quilts to “Happiness Is a Warm Quilt”. Outreach will accept completed bed-size quilts for the project. We will also accept pillowcases made from your own fabric for children who lost homes in the fire. (I personally underwrite the ZUCSF–PICU pillowcase project and am unable to underwrite any additional pillowcase projects.)



If you could see my record keeping! Bits of paper with notes and dates, or notes and no dates, scattered throughout the house . . . I can’t actually thank all the people who made, bound, delivered quilts or quilt blocks because I don’t know who all of you are, and I don’t want to miss anyone! I need someone to help with record keeping. Actually, I need someone to do it! Are you that person?

This is what got delivered in December (I think):


- ✂ 13 Christmas and 16 non-holiday pillowcases to ZUCSF–PICU
- ✂ 15 preemie quilts to CPMC via Louise Jackson
- ✂ 10 lap quilts to Laguna Honda

A Thank you from Laguna Honda: “Like the San Francisco community, Laguna Honda residents are diverse in culture, language, and ethnicity . . . Generous donations such as yours make it possible for us to help brighten their lives and add the extra special touches that complement the health-care services we have the privilege of providing.”

Dimensions for Quilts	
Preemie quilts:	24" x 24" to 30" x 30"
Baby quilts:	36" x 36" to 36" x 45"
Twin-size quilts:	60" x 80"

Outreach Sewcials: Saturday February 24th, and Saturday March 24th

Please mark your calendars now so you won’t miss these two Community Outreach Sewcials. As always, there will be plenty to do between quilts for Firestorm Victims and our other Community Outreach projects.





Board Officers

- President:** Alex Byrne (415) 510-0084 president@sfquiltersguild.org
Vice President: Linda Bartolotta (415) 564-5225 lindambart@sbcglobal.net
Treasurer: Gloria Miller (415) 387-6508 gloriamillersf@gmail.com
Secretary: Cathey Kennedy (518) 281-0053 me@catheykennedy.com
Parliamentarian: Claudia Shearer (415) 527-6093 csjshearer@gmail.com



Committee Members

- | | | |
|------------------------------------------------------------------------|---------------------------------------------------|-------------------------------------------------------|
| <i>Block of the Month</i> position open | <i>Librarian</i> Cher delaMere | <i>Opportunity Quilt</i> Sylvie Marquet |
| <i>California Heritage Quilt Project Rep.</i> Caroline Lieberman | <i>Library Special Projects</i> Dani Lawler | <i>Photographer</i> Liz Chronis |
| <i>Challenge Quilts</i> Laraine Salmon | <i>Mailbox</i> Martha Schwarz | <i>Programs</i> Cathy Miranker, Laura Damkoehler |
| <i>Community Outreach</i> Adrienne Hickman, Louise Jackson, Alex Byrne | <i>Membership</i> Anna Chan | <i>Quilt Show 2019</i> Jane Strem, Linda Bartolotta |
| <i>Email Monitor</i> Barbara Strick | <i>Membership Database</i> Dani Lawler | <i>Quilt Away 2018</i> Jeanne Matysiak, Caroline Cory |
| <i>Friendship Blocks</i> Pat Knapp | <i>NCQC Representative</i> Laraine Salmon | <i>Saturday Sewcials</i> position open |
| <i>Historian</i> Jeanie Low | <i>Newsletter Calendar</i> Martha Schwarz | <i>Secret Pals</i> Laraine Salmon, Caroline Cory |
| <i>Hospitality</i> Margaret Piazza | <i>Newsletter Editor</i> Ginger Ashworth | <i>Sewing Circle</i> Betty McNiel |
| | <i>Newsletter Mailing</i> Jane Yamada | <i>Website Administrator</i> Barbara Strick |
| | <i>Newsletter Proofreader</i> Catherine Rodriguez | |



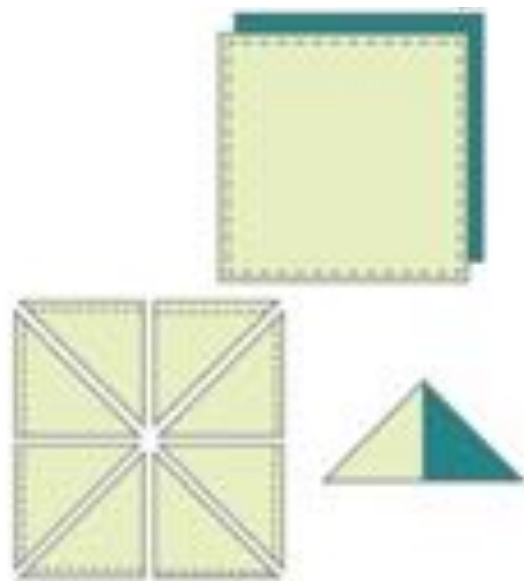
Tips 'n' Tricks

Missouri Star, www.missouriquiltco.com, has another winning pattern using tricks to make life easier and quilting more fun. Here are some directions to make quarter-square triangle units.



Quarter-Square Triangle Units

Layer two contrasting 10-inch squares together with right sides facing. Sew the two squares together by sewing all the way around the outer edge using a 1/4-inch seam allowance. Cut the sewn squares from corner to corner twice on the diagonal, then once through the center horizontally and vertically. Open each section and press the seam allowance toward the darker fabric.



Please Patronize Our Affiliates, and ask about discounts for guild members!

Always Quilting

Kit Morse & Julie McAuliffe,
4230 Olympic Ave,
San Mateo 94403
(650) 458-8580
www.alwaysquiltingonline.com
Info@alwaysquiltingonline.com

Bay Quilts, Sally Davey

5327 Jacuzzi, #3-C
Richmond 94804
(510) 558-0218
<http://www.sfbayquilts.com>
sfbayquilts@gmail.com

Broadway Quilts, Gery Rosemurgy

20525 Broadway, Sonoma 95476
(707) 938-7312
www.broadwayquilts.com
info@broadwayquilts.com

Dorcas Quilters, Abby Johnston

25 Lake Street, SF 94118
(415) 826-0870
abigaildwj@gmail.com

Hello Stitch

1708 University Ave., Berkeley 94703
(510) 982-6549
www.hellostitchstudio.com
hello@hellostitchstudio.com

Neal's Yard Remedies, Caroline Cory

1864 Alemany Blvd., SF 94112
(415) 531-4382
[//us.nyrganic.com/shop/CarolineTC](http://us.nyrganic.com/shop/CarolineTC)
carolinecory@gmail.com

New Pieces Quilt Store, Sharona Fischrup

766 Gilman St., Berkeley 94710
(510) 527-6779
info@newpieces.com
www.newpieces.com

Piecemovement, Catherine Sherman,

Cloudy Cate Quilts
P.O. Box 460413, SF 94146
(415) 513-9555
<http://piecemovement.com>
info@piecemovement.com

Rockingstitch Productions

Joe Cunningham
1587 Sanchez Street, SF 94131
(415) 939-2602
Joe@joethequilter.com
www.joethequilter.com

Scruffy Quilts, Nina Ashton

11 - 37th Avenue, San Mateo 94403
(650) 274-0292
www.scruffyquilts.com
info@scruffyquilts.com

Serge A Lot, Sherri Stratton

1949 Ocean Avenue, San Francisco 94127
(415) 715-8405
www.sergealot.com
sergealot@gmail.com

StoneMountain and Daughter

Suzan Steinberg
2518 Shattuck Ave., Berkeley 94704
(510) 845-6106
info@stonemountainfabric.com
www.stonemountainfabric.com

Summit Quilting, Diane Torres

2580 Summit Dr., Burlingame 94010
(650) 344-7481
summitquilting@gmail.com

Textile Dream Studio, Sue Fox

P. O. Box 2171; Berkeley 94702
(510) 849-0908
www.TextileDreamStudio.com
foxquilts@gmail.com

Two Brothers Quilting, Michael Lawrence

524 Russia Ave., SF 94112
(415) 310-0178
mlklaw524@outlook.com
www.twobrothersquilting.com

Twice Nice Sewing Machine

Restorations, David & Marian Trebotich
5127 Sundance Court, Antioch 94531
(925) 628-5039
twiceniceshop@gmail.com
www.twiceniceshoppe.com

Wee Scotty, Lynne Gallagher

609 Clement Street; SF 94118
(415) 221-9200
www.WeScotty.com
weescottycontact@gmail.com

Your California Fabric Connection

Terry Ablett
3445 Clayton Road, Concord 94519
(800) 479-7906
www.yourcaliforniafabric.com
californiafabric@sbcglobal.net

Our affiliates are local companies that have supported our nonprofit organization. Ways they have helped us include:

- Donating products to our auctions
- Supplying fabric for our Community Outreach Quilts and Challenge projects
- Distributing information about our guild and events
- Supplying space for displaying our Opportunity Quilts.

Nonprofits cannot stand alone. Our affiliates have been a fabulous addition to our organization. We are delighted to share their locations and website links, and strongly encourage members and visitors to support these businesses.





Join Our Guild or Renew Your Membership

Annual membership runs from the beginning of October to the end of September.

Just fill out the form below, and turn it in with your check at the next guild meeting, or drop it in the mail. Or, if you want to pay with PayPal, go to our website and follow the prompt. Forms *must* be in by the December guild meeting for inclusion in the *Directory* that is annually published in January.

If you opt to mail, send membership application/renewal form, check, and changes of address to:
San Francisco Quilters Guild, P. O. Box 27002, San Francisco, CA 94127.

Membership Application:

Membership Categories:

- Full \$35
- Junior (up to age 18) \$25
- Newsletter only \$10
- Affiliate \$50
- Donation \$ _____
- Cash or Check # _____

May we include you in our guild *Directory*, published in January? Our *Directory* is for guild use only. Please check only one selection:

- Name, street address, phone, and email
- Name and phone number only
- Name and email address only
- Name, phone number, and email address
- No entry

Membership Type:

- Renewal
- New Membership

Name _____

address _____

city _____ state ____ zip _____

phone (____) _____

email _____

your website/blog _____

You will receive an emailed newsletter unless you check the following box: hard copy

2017-08-01



San Francisco Quilters Guild
P. O. Box 27002
San Francisco, CA 94127